

SYNO Gel Dome Closure



The R&M SYNO Dome Closure is a high-quality connection with which our customers are better prepared for the future of ever faster networks

Benefits

- Cold-sealing technology
- High degree of flexibility
- Fast and intuitive installation
- For cable and micro duct networks

Features

- Single and Ribbon Fiber based closures
- Cable entries from 1 mm up to 28 mm
- Micro duct entries for 5, 7, 10, 12 and 14 mm
- Re-usable cable entry ports based on gel technology
- Strain relief for each cable
- Can be individually equipped with SC, SE, MCM or splitter trays



Flexible closure with cold-sealing technology

The SYNO dome closure fulfills all requirements of a modern FO network with the innovative gel technology. The SYNO closure is particularly characterized by its unique modularity and flexibility.

Thanks to the modular design, the closure can be adapted or extended at any time – even during operation.

Outside Plant

SYNO Dome Closure



Scope of Delivery

- Closure complete prepared for tray assembly
- Closure dome including sealing ring clamp
- Clamp
- Loose tube tray kit for loop storage
- Splice Tray cover kit incl. Accessories
- Desiccant 2x 20g (silica gel bags)
- Diameter = 250mm/10 in.



Ribbon Version (R2R) - supplied with 1 tray, cable entry kits need to be ordered separately.
Single Fiber (SF) Version - trays and cable entry kits need to be ordered separately.

Product Code	Number of trays	Part No.
SYNO S-500	1 tray included, up to 6 trays, gel sealing	R900370
SYNO S-500 HD	1 tray included, up to 8 trays, gel sealing	R900371
HSC S-500	1 tray included, up to 6 trays, heatshrink sealing	R900450
HSC S-500 HD	1 tray included, up to 8 trays, heatshrink sealing	R900451

Cable Entry kits for Dome Closure



SYNO D25 Entry Kit

1x 25-28mm (0.98"-1.1")

R812567



SYNO D25 Entry Kit

1x 20-25mm (0.79"-0.98")

R812566



SYNO D25 Entry kit

1x 12-21mm (0.47"-0.83")

R812565



SYNO D25 Entry kit

2x 7-14mm (0.28"-0.55")

R812564



SYNO D25 Entry Kit

4x 5-8mm (0.2"-3.1")

R812563



SYNO D25 Entry Kit

8x 3-5mm (0.12"-0.2")

R812562



SYNO D25 Entry Kit

16x 2-3mm (0.08"-0.12")

R812561



SYNO D25 Entry Kit

Blind

R812568



S-500 Common Grounding

Common

R900378



S-500 Tracing Module

up to 8 cables

R900379

Splice & Splitter Trays Syno S-500




Mass Fiber Tray, ST-500

Basic Set	R900372
Additional Set	R900373



Ribbon Splice Holder

STH-500-R	R900374
Splice Sleeve RB	R273620



Single Fiber Splice Holder

STH-500-S	R900375
Splice Sleeve SF	R261823



Splitter Holder

STH-500-P	R900376
-----------	----------------

Accessories for SYNO Closure



Water-Gas-Termination WGT12

5,6-6,6mm	R821234
-----------	----------------



Water-Gas-Termination WGT10

5,6-6,6mm	R821233
-----------	----------------



SYNO Grounding Terminal

	R812570
--	----------------



Numbering Clips for SCM

1-12	R510084
13-24	R511963
25-36	R511964
37-48	R512402



Color Clips for SCM Tray

Green	R508346
Blue	R508347
Red	R508343
Yellow	R508345



Wall/Pole fixing bracket

R812569



Syno External cable support

R812571



SYNO installation Support

Syno S500	R900384
Syno SCM	R812572

S-500 Common Grounding Cables

5 to 11mm (2pc)	R900381
12-28mm (2pc)	R900382