

AFL Splice-on-Connector Tool-Kit



Features

- Comprehensive toolkit for 900 μm splice-on-connector (SOC) termination and cleaning
- Novel simultaneous fiber preparation feature
- Automatic sheath clamp and wind protector control
- Compact, lightweight and cube form factor splicer
- Fully ruggedized for shock, moisture, and dust resistance
- Pro-level cleaning supplies

Applications

- Field termination with splice-on connectors
- 5G Small Cell Site
- FTTx and MDU drops and terminations
- MDF/IDF splices and terminations
- Rural fiber deployments and restoration

AFL's Splice-on-Connector Tool-Kit is the advanced solution for 900 μm fiber splicing on connectors. This Tool-Kit is exclusively used for 900 μm coating diameter, splice-on-connector applications but can be utilized for splicing of fiber-to-fiber of coating diameters ranging from 160 μm to 3 mm. The simultaneous fiber preparation capability is targeted to 250 μm coating diameters.

All-in-one cost-saving kit: Contains the light weight, cost-effective, time saving and strong cladding alignment Fujikura 35S Fusion Splicer, the CT-16 Cleaver, best in line One-Click[®] cleaners and preparation accessories such as Kevlar sheers, wipes, cleaning solution and many more.

Significant splicing cycle time reduction: AFL's Fujikura 35S cladding alignment fusion splicer excels in small to mid-fiber count applications, featuring simultaneous fiber prep, sheath clamp automation, automated wind protector, and faster tube oven heating. This reduces fusion splicing cycle time by ~30% or more.

The hand-held fiber coating stripper is capable of stripping two 250 μm coated fibers in one pass. AFL's CT-16 cleaver is best known for its durable construction, lightweight form factor, easily replaceable cleaver blades and one-click cleaver action.

Pro-level cleaning supplies: The cleaning supplies provided in this kit are top-of-the-line Fujikura One-Click cleaners for both LC and SC style needs, FCC2 Enhanced Fiber Connector Cleaner and Preparation Fluid for easy and safe cleaning, and lint-free cleaning wipes.


Ergonomic and user-friendly: Keeping users in mind, AFL's Fujikura splicer is designed ergonomically for the best user experience. It features an adjustable touchscreen mirror to work in abnormal positions, a compact size suitable for small tight spaces, and automatic fiber placement error adjustments. The machine can adjust the fiber automatically over the v-grooves without manual intervention. Additionally, it offers easy access to the battery with the ability to swap it when needed

Backed by the best service team in the industry, the Fujikura 35S is the ideal splicer to use when portability, ruggedness, speed, and reliability are needed. If you'd like to see the AFL Splice-on-Connector Tool-Kit capabilities first-hand, please contact us at 1-800-235-3423 to arrange a product demonstration at your earliest convenience.




AFL Splice-on-Connector Tool-Kit

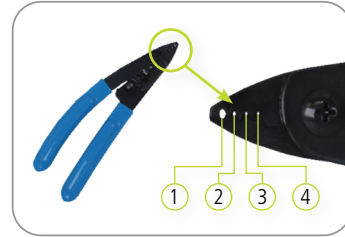
Features



Simultaneous Fiber Loading



Sleeve Positioning



Fiber stripper SS-05

- ① For 2.3 mm
- ② For 900 μ m
- ③ For 250 μ m
- ④ For 250 μ m

Ordering Information

DESCRIPTION	AFL NO.
Includes: Fujikura 35S Fusion Splicer, CT-16 Cleaver (1), SS-05 Dual Fiber Stripper (1), 1 pair each FH-70-250 (1) and FH-70-900 Fiber Holders (1), SP-04 Set Plates, ELCT2-16B Spare Electrodes (Pair) (1), ADC-21 AC Adapter (1), BTR-17 Battery Pack (installed) (1), ACC-09 Power Cord (1), USB-01 USB Cable (1), CC-44 Transit Case (1), Cotton Swabs (4 packs of 25 units), One-Click Cleaner LC (1), One-Click Cleaner SC (1), Kevlar Shears (1), AFL cleaning Wipes (1), Fiber Cleaning Fluid (1), FH-FC-900 Fiber Holder (0.9 mm cable) (1), Mechanical Splicer Holder 250 μ m (1) and 1 pair of Loose Tube Sheath Clamps (1), 1 year factory warranty and instruction manual downloaded from splicer	S018513
One Year Extended Warranty for 35S Splicer ONLY	S012996
Two Year Extended Warranty for 35S Splicer ONLY	S013000

Ordering information for items included in the AFL Splice-on-Connector Tool-Kit

DESCRIPTION	AFL NO.
Fujikura 35S Fusion Splicer – Standard Kit	S018314
Cotton Swabs (25 pack)	S003719
One-Click Cleaner MU/LC (500+ cleans)	8500-05-0002MZ
One-Click Cleaner SC, ST, FC (500+ cleans)	8500-05-0001MZ
Kevlar Shears	S018514
WFW - FiberWipes –single mini-tub (90 wipes)	9000-03-0025MZ
FCC2 Enhanced Formula Connector Cleaner and Preparation Fluid – 3oz (85g)	FCC2-00-0902
FH-FC-900 Fiber Holder (0.9 mm cable)	S014697
900 μ m Loose Buffer Cable Clamp	CS004442
CLAMP-S35B Sheath Clamp LT (35S/45S)	S018333

Kit Contents



Fujikura 35S Fusion Splicer



CT-16 Cleaver



Cleaning Supplies



Fiber Holders and Clamps




Preparation Accessories




AFL Splice-on-Connector Tool-Kit

Recommended Products



FUSEConnect® Splice-On Connectors

- Field installable
- No adhesives, crimping or polishing
- True APC performance
- Compatible with most fusion splicers



Splicer V-Groove Cleaning Kit

- Scrubber Brush with stiff tapered nylon bristles
- Sweeper Brush with soft nylon bristles
- Eye Loupe with 3X to 12X magnification
- FCC2 Cleaning and Preparation Fluid nonflammable and environmentally safe

DESCRIPTION	AFL NO.
Cleavers and strippers	
CT50 Fiber Cleaver	S017030
CT-16 Fiber Cleaver	S018330
SS-05 Dual Fiber Stripper	S018327
Fiber Holders	
CLAMP-S35B Loose Buffer Sheath Clamp	S018333
FH-70-250 (250 µm single fiber)	S017111
FH-70-200 (200 µm single fiber)	S017711
FH-70-900 Fiber Holders (900 µm single fiber)	S017113
FH-60-LT900 (900 µm loose buffer tube)	S015181
FUSEConnect® Accessories	
FH-FC-20 (900 µm within 2.0 mm sheathing) (each)	S014696
FH-FC-30 (900 µm within 3.0 mm sheathing) (pair)	S014695
FH-FC-900 (900 µm cable) (each)	S014697
CLAMP-FC-2000 (pair)	S014705
CLAMP-FC-3000 (pair)	S014704

DESCRIPTION	AFL NO.
Power Supply Options	
BTR-17 Battery Pack	S018324
ADC-21 AC Adapter	S018168
ACC-09 Power Cord	S014390
Miscellaneous	
TS-03 Tripod Screw	S017524
ELCT2-16B Electrodes	S017103
CC-44 Transit Case	S018325
Splicer V-Groove Cleaning Kit	S014397
USB-01 USB Cable	S014777
SP-04 Fiber Holder Set Plates	S018332
AD-16A Adapter Plate (CT-50 & CT-16 up to 900 µm)	S018328
AD-16B Adapter Plate (CT-50 & CT-16 up to 3 mm)	S018331
CB-09 Replacement Blade for CT-16 Cleaver	S018335
Portable Tripod Workstation (see web listing for more detail)	S014773

Recommended FUSEConnect Fusion-Spliced, field-Installable Connectors with this Tool-Kit

CONNECTOR TYPE	BOOT TYPE	AFL NO.				
		UPC SM (Blue)	APC SM (Green)	PC 62.5 µm MM (Beige)	PC 50 µm MM (Black)	PC 50 µm LOMMF (AQUA) **
SC	900 µm	FUSE-SC9SMU-6	FUSE-SC9SMA-6	FUSE-SC9M62-6	FUSE-SC9M50-6	FUSE-SC9M50L-6
LC	900 µm	FUSE-LC9SMU-6	FUSE-LC9SMA-6	FUSE-LC9M62-6	FUSE-LC9M50-6	FUSE-LC9M50L-6
FC	900 µm	FUSE-FC9SMU-6	FUSE-FC9SMA-6	FUSE-FC9M62-6	FUSE-FC9M50-6	FUSE-FC9M50L-6
ST	900 µm	FUSE-ST9SMU-6		FUSE-ST9M62-6	FUSE-ST9M50-6	FUSE-ST9M50L-6

** Laser Optimized MM Fiber (LOMMF) compatible with OM3 and OM4 fibers.

For more information on FUSEConnect Fusion-Spliced connectors visit AFL-Products-Fiber-optic-Connectivity.



AFL Splice-on-Connector Tool-Kit

Specifications

PARAMETER	VALUE	
Fiber alignment method	Active cladding alignment	
Fiber count can be spliced	Single fiber	
Applicable fiber	Fiber type	Single mode optical fiber Multi mode optical fiber
	Cladding dia.	Approx. 125 µm
Applicable coating	Sheath Clamp	Coating diameter: Max. 3,000 µm Cleave length: 5 to 16 mm *1
	Fiber Holder	Coating diameter: 160 µm – 3,000 µm based on available fiber holder options Cleave length: Approx. 10 mm
Fiber splice performance	Splice loss *2	ITU-T G.652: Avg. 0.03 dB
		ITU-T G.651: Avg. 0.01 dB
ITU-T G.653: Avg. 0.05 dB		
ITU-T G.655: Avg. 0.05 dB		
ITU-T G.657: Avg. 0.03 dB		
Splicing time*3	SM FAST mode: Avg. 6 to 7 sec.	
	SM AUTO mode: Avg. 8 to 10 sec.	
Applicable protection sleeve	Sleeve type	Heat shrinkable sleeve
	Sleeve length	Max. 66 mm
	Sleeve dia.	Max. 6.0 mm before shrinking
Sleeve heat performance	Heat time*4	60 mm mode: Avg. 15 to 22 sec.
		60 mm slim mode: Avg. 15 to 17 sec.
Fiber tensile test force	Approx. 2.0 N	
Electrode life*5	Approx. 6,000 splices	
Physical description	Dimensions W	Approx. 131 mm without projection
	Dimensions D	Approx. 123 mm without projection
	Dimensions H	Approx. 121 mm without projection
	Weight	Approx. 1.4 kg including battery
Environmental condition	Temperature	Operate : -10 to 50°C
		Storage : -40 to 80°C
	Humidity	Operate : 0 to 95% non-condensing Storage : 0 to 95% non-condensing
Altitude	Max. 5,000 m	
AC adaptor	Input	AC 100 to 240V, 50/60 Hz, Max. 1A
	Output	Approx. DC 19V, Max. 2.1A
Battery pack	Type	Rechargeable Lithium Ion
	Output	Approx. DC 14.4V / 3,190mAh
	Capacity*6	60 mm heat mode: Approx. 200 splice & heat cycles
		60 mm slim heat mode: Approx. 230 splice & heat cycles
	Temperature	Operate: -10 to 50°C
Recharge : 0 to 40°C		
Short term storage of 30 days: -20 to 50°C Long term storage: -20 to 30°C		
Battery life*7	Approx. 500 recharge cycles	
Display	LCD monitor	TFT 4.95 inches with touch screen
	Magnification	Approx. 132 to 300X
Illumination	V-grooves	LED lamp
Interface	PC	USB 2.0 MINI B type
	External LED lamp	USB 2.0 A type Approx. DC5V, 500 mA



AFL Splice-on-Connector Tool-Kit

Specifications

PARAMETER		VALUE
Data storage	Splice mode	100 splice modes
	Heat mode	30 heat modes
	Splice result	20,000 splices
	Fiber image	100 images
Other features	Automatic functions	Fusion control
		Splice start
		Heater start
	Reference guide	PDF file stored on splicer
	Sheath clamp	Open with/without wind protector
		Close when setting fiber
	Electrode	Easy sleeve positioning design
PC Software	Tool-less replacement	
	Splicer firmware update via internet Parameter Upload and download	

NOTES:

- *1 Cleave length range depending on fiber type
 5 – 16 mm: 125 µm cladding dia. And 250 µm coating dia.
 10 – 16 mm: 125 µm cladding dia. And 400 or 900 µm coating dia.
- *2 Measured with cut-back method relevant to ITU-T and IEC standard after splicing Fujikura identical fibers. The average splice loss changes depending on the environmental condition and fiber characteristics.
- *3 Measured at room temperature. The definition of splice time is from the fiber image appearing on the LCD monitor to the estimated splice loss. The average splice time changes depending on the environmental conditions, fiber type, and fiber characteristics.
- *4 Measured at room temperature with the AC adapter. The heat time is defined from the start beep sound to the finish beep sound. The average heat time changes depending on the environmental conditions, sleeve type, and battery pack condition. In addition, since the heating operation is constantly optimized, the average heating time changes depending on the usage conditions of the fusion splicer.
- *5 The electrode life changes depending on the environmental conditions, fiber type, and splice modes used.
- *6 Test Conditions
 Splice and heat time: 1 minute cycle
 Using the splicer power save settings, subject to our testing condition
 Using a new battery
 Room temperature
 The battery capacity changes when testing in different conditions than above
- *7 The battery capacity decreases to half after approx. 500 discharge and recharge cycles. The battery life is shortened further when using outside of the storage and operating temperature ranges, or if completely discharged when stored for an extended period without recharging.

Contact Sales@AFLglobal.com to schedule a demonstration or learn how to buy.

Visit www.aflglobal.com/en/Products/Fusion-Splicing to learn more about Splicers

[Fusion Splicer Maintenance and Technical Support](#)

